

## LICENSING SUB-COMMITTEE

Date: Wednesday 24 September 2025  
Time: 2.00 pm  
Venue: Rennes Room, Civic Centre, Paris Street, Exeter

Members are invited to attend the above meeting to consider the items of business.

If you have an enquiry regarding any items on this agenda, please contact Josie McDonald, Democratic Services Officer (Committees) on 01392 265354 or email [committee.services@exeter.gov.uk](mailto:committee.services@exeter.gov.uk)

Entry to the Civic Centre can be gained through the Customer Services Centre, Paris Street.

*Membership -*  
Councillors Snow and Williams, R.

### Agenda

#### **Part I: Items suggested for discussion with the press and public present**

**1 Appointment of Chair**

To appoint a Chair for the meeting.

**2 Declarations of Interest**

Councillors are reminded of the need to declare any disclosable pecuniary interests that relate to business on the agenda and which have not already been included in the register of interests, before any discussion takes place on the item. Unless the interest is sensitive, you must also disclose the nature of the interest. In accordance with the Council's Code of Conduct, you must then leave the room and must not participate in any further discussion of the item. Councillors requiring clarification should seek the advice of the Monitoring Officer prior to the day of the meeting.

**3 LOCAL GOVERNMENT (ACCESS TO INFORMATION) ACT 1985 EXCLUSION OF PRESS AND PUBLIC**

***It is considered unlikely that the Committee would wish to exclude the press and public during consideration of the items on this agenda. If, however, the Committee were to exclude the press and public, a resolution in the following form should be passed:***

**“RECOMMENDED** that, under Section 100A (4) of the Local Government Act 1972, the press and public be excluded from the meeting for the particular item(s) on the grounds that it (they) involve the likely disclosure of exempt information as defined in paragraph(s) of Part I of Schedule 12A of the Act.”

To pass the following resolution:

**RESOLVED** that, under Section 100A (4) of the Local Government Act 1972, the press and public be excluded from the meeting for items and on the grounds that if involves the likely disclosure of exempt information as defined in paragraphs 1 and 2 of Part I of Schedule 12A of the Act.

#### **LOCAL GOVERNMENT (MISCELLANEOUS PROVISIONS) ACT 1976**

**4 Application to Renew Hackney Carriage / Private Hire Vehicle licence over 10 years old**

To consider the report of the Head of Service - Environment and Waste.

(Pages 3 - 162)

**Part II: Item suggested for discussion with the press and public excluded**

#### **TOWN POLICE CLAUSES ACT 1847**

**5 Hearing to Determine Whether an Applicant for a Hackney Carriage / Private Hire Drivers Licence is a fit and proper person to hold a the licence**

To consider the report of the Head of Service - Environment and Waste.

(Pages 163 - 220)

**Individual reports on this agenda can be produced in large print on request to Democratic Services (Committees) on 01392 265425.**

## REPORT TO LICENSING SUB COMMITTEE

**Date of Hearing:** 24<sup>th</sup> September 2025

**Report of:** Julie Bennett – Licensing Officer

**Type of Application:** RENEWAL of a licence relating to a Hackney Carriage vehicle over 10 years old.

**Legislation:** Local Government (Miscellaneous Provisions) Act 1976, Town and Police Clauses Act 1847

**Applicant:** [REDACTED]

### 1. What is the report about?

- 1.1 An application is attached at Appendix A that has been received from the Applicant, a licensed dual driver seeking permission for the renewal of a hackney carriage vehicle licence for a vehicle which will be 11 years old on 26 September 2025. This is a matter that cannot be dealt with under the delegated powers.

### 2. Background:

- 2.1 The vehicle that is being presented for licensing as a hackney carriage vehicle is a 4 passenger, Toyota Prius, registration number YN64 OEA, with a date of first registration of 26 September 2014. A copy of the vehicle registration document is attached as Appendix B.
- 2.2 The vehicle is a plug-in hybrid Euro 5b standard and is Ultra Low Emission Zone (ULEZ) compliant emitting 49g/km of CO<sub>2</sub>.
- 2.3 On the Applicant's previous vehicle licence, the Licensing Sub-Committee imposed a condition for MOTs to be completed every six months and that evidence be provided to the Licensing Department of Exeter City Council. The Applicant complied with this condition during his previous licence.

### 3. Report Details:

- 3.1 The vehicle has a current MOT certificate dated 08 August 2025 and expires 07 August 2026. The mileage recorded at the MOT inspection was 271,097 miles. The MOT certificate and history are attached as Appendix C. The MOT history shows that the vehicle has failed the MOT test on 3 occasions since 2017. The CCTV & Meter check are attached as Appendix D. In addition to the MOT certificate there is an independent mechanical inspection report, which has been submitted, this is dated 15 August 2025 and is attached as Appendix E. Photos for the vehicle are attached at Appendix F. Upon inspection by a Council Officer the vehicle was found to be in reasonable condition for the age. The vehicle was first plated by Exeter City Council on 14 September 2017 and has been licensed since that date.
- 3.2 The Licensing Sub-Committee must have regard to the Council's Practices and Procedures for the control of Hackney Carriage and Private Hire Vehicles, Drivers and Operators and the Code of Conduct for Licensed Drivers ('Taxi Policy').

- 3.3 Vehicles presented for renewal that are more than 8 years old will be referred to the licensing sub-committee for determination.

#### **4. What are the legal aspects?**

- 4.1 Section 37 of the Town Police Clauses Act 1847 provides that a district council may grant a vehicle a Hackney Carriage Licence. Section 47 of the Local Government (Miscellaneous Provisions) Act 1976 ('the Act') states that a district council may attach such conditions to a licence as it considers reasonably necessary. The conditions that may apply are set out in the Taxi Policy.
- 4.2 Any person aggrieved by a refusal of the Licensing Sub-Committee to grant a vehicle licence may appeal to the Magistrates Court within 21 days of receiving written notice of the refusal.

#### **5. Recommendations:**

- 5.1 The Licensing Sub-Committee are asked to determine the application having regard to current policy.

#### **Service Lead – Environmental Health & Community Safety**



Author: Julie Bennett – Licensing Officer

#### **Local Government (Access to Information) Act 1972 (as amended)**

Background papers used in compiling this report:-  
None

Contact for enquires:  
Democratic Services (Committees)  
Room 4.36  
01392 265275

# **APPENDIX A**



**Civic Centre, Paris Street, Exeter, EX1 1JN**  
**[www.exeter.gov.uk](http://www.exeter.gov.uk)**

**Please ask**      Licensing  
**for:**

**Direct Dial:**    01392 265702

**Email:**

**Our ref:**

**Your ref:**

**Date:**            31 July 2025

**Local Government (Miscellaneous Provisions) Act 1976**  
**Hackney Carriage Licence No.: H007 - Expires 13 September 2025**

According to our records your Hackney Carriage Vehicle licence is due to expire on **13 September 2025**. If you wish to renew your vehicle licence please ensure that you send the required documents to [licensing.team@exeter.gov.uk](mailto:licensing.team@exeter.gov.uk), leaving a minimum of 14 days for us to process your application before the date of expiry. Required documents include:

1. Completed renewal application (enclosed)
2. The vehicle registration document
3. An MOT certificate that is not more than (3) three months old. All advisories to have been completed (evidence to be supplied)
4. A current certificate (or cover note) of insurance for the vehicle
5. Taxi Meter & CCTV compliance certificate

These can be scanned or photographs of the original documents, but they must be clear and easy to read.

**Once we have your documents we will process your renewal and call you for payment. We will also arrange for you to bring your vehicle in for inspection.**

If your licence is not renewed by the expiry date shown on the licence then the application will be treated as a new application. This may mean that your vehicle cannot be licensed.

**Colour and Livery**

Please ensure that your Hackney Carriage has the correct livery in place and the livery is in the correct colours and looks tidy. Make sure that the vehicle has two door crests on the front doors and you have three bus lane stickers and the stickers are placed correctly on the rear and on the rear panels of the vehicle.

**CCTV** In-cab CCTV is mandatory and must be in working order when presented for inspection.

### **Parking**

Please note that parking is now restricted at the rear of the Civic Centre. We only have access to a single parking space there now, and this is valid only for your 30 minute appointment slot. Failure to park within the designated parking bay may lead to you receiving a £50 penalty notice.

Yours sincerely

*Licensing Team*







**APPLICATION FOR THE RENEWAL OF A  
A HACKNEY CARRIAGE OR PRIVATE HIRE VEHICLE LICENCE**

(Some details on this form are pre-filled from our records – if any of these details are incorrect, please use the blank space provided to give the correct details)

<b>Name:</b>			
<b>Address:</b>			
<b>Telephone</b>		<b>Email:</b>	
<b>Mobile</b>		<b>Vehicle registration number</b>	
<b>Type of licence held:</b>	Hackney Carriage Vehicle	<b>Vehicle Plate Number:</b>	
<b>Licence expiry date:</b>	13 September 2025	<b>Driver Licence No.</b>	
Any other person who is a proprietor of the vehicle or who is concerned either solely or in partnership with any other person in the keeping, employing or letting of hire of the vehicle.			
<b>Name</b>		<b>Address</b>	

I hereby apply for a licence for the motor vehicle identified in this application to be used as a \*Hackney Carriage\* / \*Private Hire Vehicle\* within the City of Exeter and I hereby declare that all particulars entered on the form are true and correct to the best of my knowledge and belief. (*\*Delete which does not apply*)

**VEHICLE DETAILS**

<b>Make of vehicle:</b>	<b>Model of vehicle:</b>	<b>Number of passengers:</b>
Toyota	Prius	4
<b>Vehicle Registration Document number:</b>		<b>Date of first registration:</b>
		26.09.2014

<b>Details of current vehicle insurance:</b>		<b>Date insurance expires:</b>
FULL		19.07.2025
<b>Where will the vehicle be kept when not in use? (address):</b>	[REDACTED]	
In respect of Private Hire Vehicles, by which Operator, and from what address will the Private Hire Vehicle be operated?		
<b>Name of Operator:</b>		
<b>Address of Operator:</b>		

**When an application involves the substitution or exchange of an existing vehicle by a new one, please answer the following questions:**

Will the replaced vehicle continue to be used as a Licenced Private Hire/Hackney Carriage vehicle?		<b>YES</b>	<b>NO</b>
If NO, please specify reason: (i.e. private use, taken off road, etc.)			
If continuing to be used as a Licenced vehicle, please give name and address of new owner:			
Make of existing licenced vehicle:	Toyota		
Registration number of existing licenced vehicle:	[REDACTED]		

I understand that omissions or incorrect statements will render the Licence if granted, liable to suspension or revocation and render me liable to prosecution.

I have been given a copy of the conditions relating to this Licence.

SIGN

[REDACTED]

DATED 28/08/25

See over for notes.

Any changes in the circumstances which might render any of the above information incorrect must be immediately reported to the Office of the Assistant Director Environment, Exeter City Council, Paris Street, Exeter, EX1 1RQ

**NB: INFORMATION DISCLOSED ON THIS FORM MAY BE REVEALED TO OTHER AGENCIES AND BODIES FOR THE SOLE PURPOSE OF PREVENTING OR DETECTING CRIMES.**

**Private Hire Vehicle Renewal Procedure:**

Licenses for Private Hire vehicles are issued for a maximum of 12 months at any one time. Vehicles presented for renewal that are less than 8 years old can be renewed by Licensing Officers under delegated powers.

Vehicles presented for renewal that are between 8 and 9 years old can be renewed by Licensing Officers under delegated powers provided that the vehicle is presented for inspection in a satisfactory condition, and a comprehensive report provided into the mechanical fitness of the vehicle has been undertaken by the AA, RAC, or DEKRA, or any other approved engineer, and any essential works identified have been carried out and evidence provided to establish this. If Officers are in doubt as to the fitness or suitability of a vehicle to carry on as a licenced vehicle then they shall refer the application to the Sub-committee for determination.

Vehicles presented for renewal that are between 9 and 10 years old will be referred to the licensing subcommittee for determination. Applicants will be advised to provide a comprehensive report into the mechanical fitness of the vehicle as outlined above.

*Vehicles presented for renewal that are more 10 years old, shall not be granted. However the applicant will be given the right to apply for the application to be considered by a licensing sub-committee if they feel that their particular circumstances justify a deviation from the existing Policies.*


<b>Office use only</b>			Plate Number: H007	
<b>Fee paid:</b>		<b>Date:</b>		<b>Receipt No.:</b>
<b><u>INSPECTION OF:</u></b>			<b><u>SATISFACTORY:</u></b>	
1. Insurance			YES	NO
2. Fire Extinguisher/First Aid Kit			YES	NO
3. Cleanliness			YES	NO
4. Advertising Signs			YES	NO
5. Meter			YES	NO
6. Plate fixing			YES	NO
7. Tariff			YES	NO
8. Bus Lane stickers			YES	NO
Licence to be issued:			YES	NO
<b>NOTES:</b>				
<b>Date checked by officer:</b>		SIGNED (officer)		



This page is intentionally left blank

# **APPENDIX B**





Registration number

**THIS DOCUMENT IS NOT PROOF OF OWNERSHIP.**

It shows who is responsible for registering and taxing the vehicle.

Driver & Vehicle  
Licensing  
Agency**UNITED KINGDOM  
UK REGISTRATION  
CERTIFICATE****European Community**свидетелство за регистрация  
Permiso de circulación  
Osvědčení o registraci  
Registreringsattest  
Zulassungsbescheinigung  
RegistreerimistunnistusΆδεια κυκλοφορίας /  
Πιστοποιητικό Εγγραφής  
Certificat d'immatriculation  
Teastas Cláraithe  
Carta di circolazione  
Reģistrācijas apliecībaRegistrācijas liudijimas  
Forgalmi engedély  
Čertifikat ta' Reġistrazzjoni  
Kentekenbewijs  
Dowód Rejestracyjny  
Certificado de matrículaCertificat de înmatriculare  
Osvedčenie o evidencii  
Prometno dovoljenje  
Rekisteröintodistus  
Registreringsbeviset  
Prometna dozvola**1. Registered keeper**

820 1370840200 000247 1020 40400

You must make sure that the name  
and address printed here is correct.  
If it is not, see section 12.

Document reference number



Thinking of buying this vehicle?

**Buyer beware...**Do you know how to avoid being tricked into buying a  
stolen vehicle?For tips and advice go to  
[www.gov.uk/checks-when-buying-a-used-car](http://www.gov.uk/checks-when-buying-a-used-car)**2. The previous registered keeper**

[Z.1]



[Z.2] ACQUIRED VEHICLE ON 26 09 2014

[Z] NO. OF FORMER KEEPERS 1

**3. Special notes (these notes cannot be removed)**

1. DECLARED NEW AT FIRST REGISTRATION.



## 4. Vehicle details

A Registration number [REDACTED] 2 [A.1] Validation character 5 3

B Date of first registration 26 09 2014

[B.1] Date of first registration in the UK 26 09 2014

D.1 Make TOYOTA

D.2 Type XW3P

Variant ZVW35(H)

Version ZVW35R-BHXEBW(1C)

D.3 Model PRIUS PLUG-IN HYBRID CVT

D.5 Body type 5 DOOR HATCHBACK

[X] Taxation class ALTERNATIVE FUEL CAR

[D.6] Suspension Type

[Y] Revenue weight

P.1 Cylinder capacity (cc) 1797 CC

V.7 CO<sub>2</sub> (g/km) 049 G/KM

P.3 Type of fuel HYBRID ELEC

S.1 Number of seats, including driver 5

S.2 Number of standing places (where appropriate)

[D.4] Wheelplan 2-AXLE-RIGID BODY

J Vehicle category M1

K Type approval number e11\*2007/46\*0015\*02

P.2 Max. net power (kW) 73

E VIN/Chassis/Frame No. [REDACTED]

P.5 Engine number 2ZRR464130

F.1 Max. permissible mass (exc. m/c) 1840

G Mass in service 1513

Q Power/Weight ratio (kW/kg) (only for motorcycles)

R Colour BLUE

O Technical permissible maximum towable mass of the trailer:

O.1 braked (kg)

O.2 unbraked (kg)

U Sound level:

U.1 stationary (dB(A)) 73

U.2 engine speed (min-1) 2500

U.3 drive-by (dB(A)) 69

V Exhaust Emissions:

V.1 CO (g/km or g/kWh) 0.118

V.2 HC (g/km or g/kWh) 0.025

V.3 NOx (g/km or g/kWh)

V.4 HC+NOx (g/km)

V.5 particulates (g/km or g/kWh)

## 5. Registered keeper

If any details are wrong enter the correct details in section 6, sign section 8, and return to DVLA

C.4.c – This document is not proof of ownership.

I ACQUIRED VEHICLE ON 12 09 2017

Please write in black ink and CAPITAL LETTERS.

## 6. New keeper or new name/new address details

Please see section 12

Mr 1	Mrs 2	Miss 3	Please tick <input checked="" type="checkbox"/> the appropriate box	W 4
Title (for example, Ms, Rev and so on) or business name:				
First names:				
Surname:				
For company use only				
DVLA/DVA Fleet number 7				
Date of birth (not required by law) Postcode: Please help us to help you by giving your postcode.				
8 9				
House No:				
Address:				
10				
Post town:				
11				
New keeper? If so tick this box: K 12				
Date of sale or transfer: D D M M Y Y 13				
Driving licence number of the new keeper (not required by law)				
Present mileage (not required by law) 15				
R 16 S 17				

## 7. Changes to current vehicle

Only enter corrected or altered details

H 19

Wheelplan / Body type					20
VIN / Chassis / Frame Number					21
New revenue weight		Date of change		Cylinder capacity (cc)	24
22		D D M M Y Y 23			
No. of seats inc. driver	No. of standing places	Type of fuel			27
25	26				
Engine number					28
New colour			Date of change		CLR 30
29					
Tax class*					Y 31 32

\*The tax class shown in section 4 can only be changed when taxing. Please apply at your nearest Post Office®.

## 8

**Declaration – You MUST sign, date and return this page to DVLA, Swansea, SA99 1BA when you notify any changes.**

**Registered keeper:** I declare that the new details I have given are correct to the best of my knowledge.

**New keeper:** I declare that this vehicle was sold or transferred to me on the date shown in section 6 and my name and address are correctly shown.

Signature:

Date:

Signature:

Date:

**Law:** If the vehicle is sold or transferred, both the registered keeper and the new keeper must sign this Certificate.

Official use only – Please do not write below this line.



This page is intentionally left blank

# **APPENDIX C**

# MOT test certificate

① Vehicle identification number

[REDACTED]

②a Registration number

[REDACTED]

②b Country of registration

GB

Make and model

[REDACTED]

⑤ Vehicle category

M1

④ Mileage

[REDACTED]

Mileage history

[REDACTED]

⑦ **Pass**

③b Date of the test

[REDACTED]

⑧ Expiry date

[REDACTED]

To preserve the anniversary of the expiry date, the earliest you can present your vehicle for test is 08.07.2026.

③a Location of the test

[REDACTED]


Check that this document is genuine by visiting [www.gov.uk/check-mot-history](http://www.gov.uk/check-mot-history)

If any of the details are not correct, please contact DVSA by email at [enquiries@dvsa.gov.uk](mailto:enquiries@dvsa.gov.uk) or by telephone on 0300 1239000.

Receive a free annual MOT reminder by subscribing at [www.gov.uk/mot-reminder](http://www.gov.uk/mot-reminder) or by telephone on 0300 1239000.



Driver & Vehicle  
Standards  
Agency

  
\_\_\_\_\_  
Issuer signature

## Cookies on MOT history service

We use some essential cookies to make this service work.

We'd like to set additional cookies so we can remember your settings, understand how people use the service and make improvements.

[Accept additional cookies](#)

[Reject additional cookies](#)

[View cookies \(/cookie-preferences\)](/cookie-preferences)



### Check MOT history

Help us make this service better. Give us your [feedback \(https://www.smartsurvey.co.uk/s/GIZZX?vrn=YN64OEA&make\\_result=TOYOTA&model\\_result=PRIUS&mot\\_first\\_used\\_date=2014-09-26&vehicle\\_age=3995&mot\\_expiry\\_date=2026-08-07&mot\\_expiry\\_date\\_days\\_left=338&user\\_satisfaction\\_banner=0&vehicle\\_data\\_origin=MTS&vehicle\\_type=LGV\)](https://www.smartsurvey.co.uk/s/GIZZX?vrn=YN64OEA&make_result=TOYOTA&model_result=PRIUS&mot_first_used_date=2014-09-26&vehicle_age=3995&mot_expiry_date=2026-08-07&mot_expiry_date_days_left=338&user_satisfaction_banner=0&vehicle_data_origin=MTS&vehicle_type=LGV).

[< Back](#)

## YN64 OEA TOYOTA PRIUS

[Check another vehicle \(/\)](#)

Colour  
**Red**

Fuel type  
**Hybrid Electric  
(Clean)**

Date registered  
**26 September 2014**

MOT valid until  
**7 August 2026**

[Get an MOT reminder \(https://www.gov.uk/mot-reminder\)](https://www.gov.uk/mot-reminder) by email or text.

[Download test certificates \(/enter-document-reference?registration=YN64OEA\)](/enter-document-reference?registration=YN64OEA)

You can [get information corrected on your MOT history \(https://www.gov.uk/getting-an-mot/correcting-mot-certificate-mistakes\)](https://www.gov.uk/getting-an-mot/correcting-mot-certificate-mistakes) (such as mileage or vehicle details) if it's wrong.

[Show all sections](#)

---

## MOT history

Check mileage recorded at test, expiry date, and test outcome

[^ Hide](#)

Date tested  
**8 August 2025**

**PASS**

Mileage  
**271,097 miles**

Test location  
[▶ View test location](#)

MOT test number  
**3743 7530 7296**

Expiry date  
**7 August 2026**

---

Date tested  
**11 February 2025**

**PASS**

Mileage  
**256,554 miles**

Test location  
[▶ View test location](#)

MOT test number  
**7383 1111 2256**

Expiry date  
**10 February 2026**

---

Date tested  
**2 August 2024**

**PASS**

Mileage  
**236,037 miles**

Test location  
[▶ View test location](#)

MOT test number  
**9861 1990 8667**

Expiry date  
**30 August 2025**

---

Date tested  
**10 August 2023**

**PASS**

Mileage  
**200,750 miles**

Test location  
[▶ View test location](#)

MOT test number  
**6503 6709 8727**

Expiry date  
**30 August 2024**

---

Date tested  
**31 August 2022**

**PASS**

Mileage  
**165,491 miles**

Test location  
[▶ View test location](#)

MOT test number  
**3533 1035 5752**

Expiry date  
**30 August 2023**

---

Date tested  
**30 August 2022**

**FAIL**

Mileage  
**165,490 miles**

Test location  
[▶ View test location](#)

MOT test number  
**3310 1083 9895**

Repair immediately (major defects):

- **Rear Brakes imbalanced across an axle Axle 2 (1.2.1 (b) (i))**
- **Registration plate lamp inoperative in the case of a single lamp or all lamps (4.7.1 (b) (ii))**

► [What are defects?](#)

---

Date tested  
**17 August 2021**

**PASS**

Mileage  
**130,462 miles**

Test location  
► [View test location](#)

MOT test number  
**5066 2452 2547**

Expiry date  
**27 August 2022**

---

Date tested  
**19 August 2020**

**PASS**

Mileage  
**108,060 miles**

Test location  
► [View test location](#)

MOT test number  
**2751 0706 6963**

Expiry date  
**27 August 2021**

---

Date tested  
**28 August 2019**

**PASS**

Mileage  
**86,542 miles**

Test location  
► [View test location](#)

MOT test number  
**3098 4484 3599**

Expiry date  
**27 August 2020**

Monitor and repair if necessary (advisories):

- **Nearside Rear Tyre has a cut but not deep enough to reach the ply or cords (5.2.3 (d) (i))**
- **Nearside Rear Tyre worn close to legal limit/worn on edge (5.2.3 (e))**

► [What are advisories?](#)

---

Date tested  
**27 August 2019**

**FAIL**

Mileage  
**85,599 miles**

Test location  
► [View test location](#)

MOT test number  
**6546 6022 8320**

Repair immediately (major defects):

- **Front Tyre(s) of different sizes are fitted on the same axle. (5.2.3 (b))**
- **Parking brake efficiency below requirements (1.4.2 (a) (i))**

Repair as soon as possible (minor defects):

- **Offside Front Direction indicator insecure (4.4.1 (c) (i))**

Monitor and repair if necessary (advisories):

- **Nearside Rear Tyre has a cut but not deep enough to reach the ply or cords (5.2.3 (d) (i))**
- **Nearside Rear Tyre worn close to legal limit/worn on edge (5.2.3 (e))**

► [What are defects and advisories?](#)

---

Date tested  
**23 August 2018**

**PASS**

Mileage  
**51,893 miles**

Test location

► [View test location](#)

MOT test number  
**2194 0002 8811**

Expiry date  
**22 August 2019**

---

Date tested  
**23 August 2018**

**FAIL**

Mileage  
**51,893 miles**

Test location

► [View test location](#)

MOT test number  
**9491 3462 1191**

Do not drive until repaired (dangerous defects):

- **Nearside Front Tyre tread depth below requirements of 1.6mm (5.2.3 (e))**

► [What are defects?](#)

---

### The MOT test changed on 20 May 2018

Defects are now categorised according to their severity - dangerous, major, and minor. [Find out more \(https://www.gov.uk/government/news/mot-changes-20-may-2018\)](https://www.gov.uk/government/news/mot-changes-20-may-2018).

---

Date tested  
**12 September 2017**

**PASS**

Mileage  
**22,979 miles**

Test location

► [View test location](#)

MOT test number  
**6312 4622 1876**

Expiry date  
**25 September 2018**

Advisory notice item(s)

- **Central Rear seat belt stalk not latching on**

► [What are advisories?](#)



---

## Check for vehicle recalls

See if TOYOTA PRIUS [REDACTED] has outstanding recalls

[Show](#)

---



[Cookies](#) [Terms and conditions](#) [Privacy notice](#) [Accessibility statement](#)  
[MOT history API](#) [Service status](#)

Built by the [Driver & Vehicle Standards Agency](#)

**OGI**

All content is available under the [Open Government Licence v3.0](#), except where otherwise stated

[© Crown copyright](#)

This page is intentionally left blank

# **APPENDIX D**

## Vehicle Post-Installation Check Form

Council:

Exeter

### Vehicle Information


Reg

Make

Model

Vehicle VIN Number

Customer Email:




# Vehicle Images

Front Of Vehicle



Rear Of Vehicle



**Left Side Of Vehicle**




**Right Side Of Vehicle**



## Headliner




## Front Interior





**Rear Interior**



**Boot**





## Further Vehicle Images

### Camera System Type:

One camera

### Position Of Cameras



**Position Of Audio Buttons**

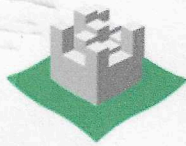


**Positions Of System Status Buttons**



Location of MDVR





Exeter  
City Council

**Meter Calibration Certificate valid  
from Jan 1 2023**

Name of vehicle  
proprietor:

Address of vehicle  
proprietor:

Post Code:

Vehicle registration number:      Licence plate number (if fitted):

As the proprietor of the vehicle it is your responsibility to return this form to Licensing, Exeter City Council, Paris Street, Exeter, EX1 1RQ or by e-mail to [licensing.team@exeter.gov.uk](mailto:licensing.team@exeter.gov.uk)

This form must be certified to the effect that the meter ~~has been calibrated correctly and conforms to the tariff overleaf.~~

TO BE COMPLETED BY THE PERSON CARRYING OUT THE CALIBRATION TO THE TAXI METER LOCATED IN THE VEHICLE DETAILED BELOW.

Meter type:      Manufacturer:

Model:      Meter number:

Name of garage:

Address of garage:

Post Code:

I certify that the taxi meter fitted in the vehicle registration number ..... has been calibrated and conforms to the tariff set out overleaf and that the meter has been sealed

# **APPENDIX E**



## Extensive Post-Purchase Vehicle Inspection

### Report key:

**See below:**

N/S= Left side of vehicle  
O/S=Right side of vehicle

Red highlight = Fail

Amber highlight = Advisory


Black = Satisfactory for age/mileage

### Customer

**Name**

**Phone**

**Email**








## Extensive Post-Purchase Vehicle Inspection

### Vehicle photograph

Front view





Date Submitted: 15-08-2025 17:59

Extensive Post-Purchase Vehicle Inspection

Vehicle Information

Make	
Model	
Vehicle registration number	
Vehicle Type	
Colour	
Mileage start	
Odometer photo	
Mileage finish	





Date Submitted: 15-08-2025 17:59

[REDACTED]

## Extensive Post-Purchase Vehicle Inspection

Odometer Photo




VIN





Date Submitted: 15-08-2025 17:59

## Extensive Post-Purchase Vehicle Inspection

VIN photo	
MOT Expiry	07/08/2026
Last Service date	N/A
Last service miles	N/A
Service history photographs	n/a
Inspection method	Ramp



Date Submitted: 15-08-2025 17:59

[Redacted]

Extensive Post-Purchase Vehicle Inspection

Vehicle documents

V5 seen?	Yes
Comments	1 former keeper
V5 photo	



## Extensive Post-Purchase Vehicle Inspection

MOT seen?	Yes
MOT cert photo	
Number of keys	1
Comments	Remote keys work



## Extensive Post-Purchase Vehicle Inspection

### Bodywork

Evidence of previous body repairs	No
Bodywork clean and dry	Yes
Comment	Various small dents to panels
Bonnet	Pass
Front bumper/grille	Pass
Front panel	Pass
N/S/F wing	Pass
N/S/F door	Pass
N/S/R door	Pass
N/S/R wing	Pass
Rear bumper	Pass
Rear panel	Pass
Tailgate	Pass
Roof	Pass
O/S/R wing	Pass



## Extensive Post-Purchase Vehicle Inspection

O/S/R door	Pass
O/S/F door	Pass
O/S/F wing	Pass

## Body Exterior

01 - Glass	Pass
02 - Door Locks/Operation	Pass
03 - Fuel filler cover/cap	Pass
04 - Body panels	Pass
05 - Corrosion	No
06 - Bonnet Hinges	Pass
07 - Paintwork	Pass
08 - Bumpers/No plates Fr/Rr	Pass
09 - Body Damage	Yes
Comments	Dents to tailgate



Date Submitted: 15-08-2025 17:59

## Extensive Post-Purchase Vehicle Inspection

Photo(s)



10 - Roof bars

N/A

11 - Bonnet catch

Pass

12 - Mudflaps

N/A

13 - Panel condition/alignment

Pass

14 - Exterior trim/grille

Pass

15 - Soft top/hard top

N/A





## Extensive Post-Purchase Vehicle Inspection

### Interior

<b>16 - Seat Adjustment</b>	Pass
<b>17 - Boot tailgate lock</b>	Pass
<b>18 - Rear parcel shelf/load cover</b>	N/A
<b>19 - Seat upholstery</b>	Pass
<b>20 - Door trim panels</b>	Pass
<b>21 - Door seal/hinges</b>	Pass
<b>22 - Headlining/visors</b>	Pass
<b>24 - Tool kit/puncture kit</b>	Pass
<b>25 - Luggage area condition</b>	Pass
<b>26 - Tonneau cover</b>	N/A
<b>27 - Internal mirrors</b>	Pass
<b>28 - Seatbelts</b>	Pass
<b>29 - Steering wheel adjustment</b>	Pass
<b>30 - Carpets/mats</b>	Pass
<b>31 - Door fittings/operation</b>	Pass



## Extensive Post-Purchase Vehicle Inspection

<b>32 - Interior sills</b>	Pass
<b>33 - Sunroof</b>	N/A
<b>33a - Roof linings</b>	Pass
<b>34 - 12v sockets</b>	Pass
<b>35 - Interior lights</b>	Pass
<b>36 - Hard top/soft top operation</b>	N/A

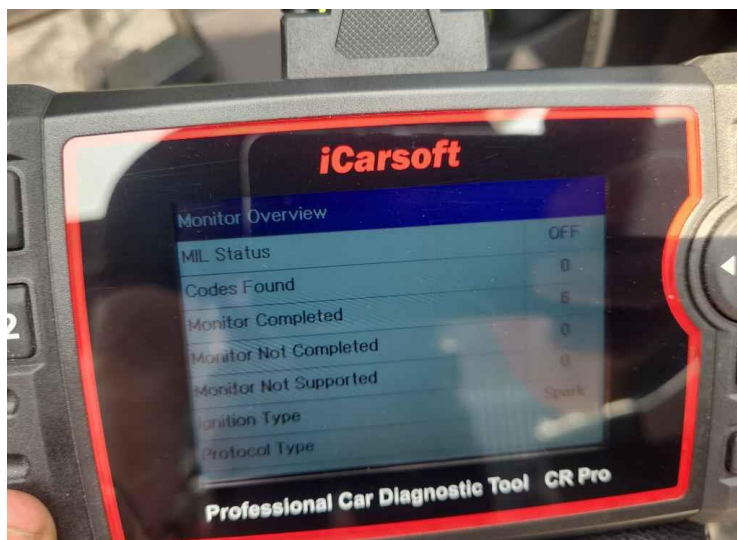
## Electrical controls

<b>37 - Starting system/ignition lock</b>	Pass
<b>38 - Controls Switches</b>	Pass
<b>39 - Diagnostic scan</b>	Pass
<b>Comments</b>	No fault codes



## Extensive Post-Purchase Vehicle Inspection

### Photos



### 40 - Instruments

Pass

### 41 - Battery voltages static

12.20Volts

### 42 - Battery voltages starting

0.00Volts

### 43 - Battery voltages charging

14.80Volts

### 44 - Battery voltages

Pass

### Charging system

Pass

### 45 - Stop lights

Pass

### 46 - Indicator/hazard lights

Pass

### 47 - Reverse/fog lights

Pass



## Extensive Post-Purchase Vehicle Inspection

<b>48 - Auxiliary lights/DRL's/front and rear foglights</b>	Pass
<b>49 - Headlights</b>	Pass
<b>50 - Sidelights</b>	Pass
<b>51 - Rear and number plate lights</b>	Pass
<b>52 - Horn</b>	Pass
<b>53 - Wipers/washers</b>	Pass
<b>54 - Headlamp/wash/wipe</b>	N/A
<b>55 - Mirrors (electric)</b>	Pass
<b>56 - Heater fan/controls</b>	Pass
<b>57 - Interior lights</b>	Pass
<b>58 - Windows (electric)</b>	Pass
<b>59 - Sunroof (electric)</b>	N/A
<b>60 - Radio/aerial</b>	Pass
<b>61 - Air Conditioning operation</b>	Pass



## Extensive Post-Purchase Vehicle Inspection

### Engine

<b>Engine type</b>	Electric-hybrid
<b>62 - Coolant level/condition</b>	Pass
<b>63 - Anti-freeze protection level</b>	Pass
<b>Reading</b>	-31
<b>64 - Clutch fluid</b>	N/A
<b>Turbo/supercharger</b>	N/A
<b>65 - Turbo/supercharger condition</b>	N/A
<b>66 - Accelerator linkage</b>	Pass
<b>67 - Engine oil level</b>	Pass
<b>68 - Power steering oil level</b>	N/A
<b>69 - Brake fluid</b>	Pass
<b>70 - Fast idle cold</b>	Pass
<b>71 - Cold Starting</b>	Pass
<b>72 - Noise level cold</b>	Pass
<b>73 - Hoses/pipes</b>	Pass



## Extensive Post-Purchase Vehicle Inspection

<b>74 - Water pump (if visible)</b>	Pass
<b>75 - Coolant leaks</b>	Pass
<b>76 - Radiator cap</b>	Pass
<b>77 - Auxiliary drive belt</b>	Pass
<b>78 - External leaks (upper engine)</b>	Pass
<b>79 - Engine mountings</b>	Pass
<b>80 - Fuel injection system</b>	Pass
<b>81 - Fuel pump/pipes</b>	Pass
<b>82 - Excessive fumes/smoke check</b>	Pass

## Front suspension/steering and underframe

<b>83 - Engine underside leakage</b>	Pass
<b>84 - Sub-frames/mountings</b>	Pass
<b>85 - Springs</b>	Pass
<b>86 - Shock absorbers</b>	Pass
<b>87 - Tie rods/anti-roll bars</b>	Pass
<b>88 - Wheel/hub bearings</b>	Pass



## Extensive Post-Purchase Vehicle Inspection

<b>89 - Steering and ball joints</b>	Pass
<b>90 - Steering rack/box</b>	Pass
<b>91 - Power steering operation</b>	Pass
<b>92 - Suspension arms/mountings</b>	Pass
<b>93 - Pipes/hoses</b>	Pass
<b>94 - Gaiters</b>	Pass
<b>95 - Chassis members</b>	Pass
<b>96 - Corrosion protection</b>	Pass
<b>97 - Corrosion - floor/chassis</b>	Pass

## Rear suspension/underframe

<b>98 - Wheel hubs/bearings</b>	Pass
<b>99 - Springs/suspension</b>	Pass
<b>100 - Shock absorbers/bushes</b>	Pass
<b>101 - Sub-frames/mountings</b>	Pass
<b>102 - Bump stops/gaiters</b>	Pass
<b>103 - Anti-roll bar</b>	Pass





## Extensive Post-Purchase Vehicle Inspection

<b>104 - Pipes/hoses</b>	Pass
<b>105 - Suspension arm/fixings</b>	Pass
<b>106 - Location rods/fixings</b>	Pass
<b>107 - Chassis members</b>	Pass
<b>108 - Corrosion floor/chassis</b>	Pass
<b>109 - Corrosion protection</b>	Pass

## Clutch/transmission

<b>Clutch type</b>	N/A
<b>Transmission type</b>	Automatic
<b>Drive type</b>	Front
<b>110 - Fluid leaks</b>	Pass
<b>111 - Backlash</b>	Pass
<b>112 - Mountings</b>	Pass
<b>113 - Hydraulic system</b>	Pass
<b>114 - Propshaft/fittings</b>	N/A
<b>115 - Universal joints</b>	N/A



## Extensive Post-Purchase Vehicle Inspection

<b>116 - Driveshaft assembly</b>	Pass
<b>117 - Bearings/supports</b>	N/A
<b>118 - Gaiters</b>	Pass
<b>119 - Casings</b>	Pass
<b>120 - Cables/adjustments</b>	Pass
<b>121 - Linkages</b>	Pass
<b>122 - Manual fluid level check</b>	N/A

## Exhaust system

<b>122 - Manifold</b>	Pass
<b>123 - Pipes</b>	Pass
<b>124 - Catalytic converter</b>	Pass
<b>125 - System condition</b>	Pass
<b>126 - Silencers</b>	Pass
<b>127 - Heat shields/mountings</b>	Pass
<b>128 - Joints/clamps</b>	Pass



## Extensive Post-Purchase Vehicle Inspection

### Fuel system

<b>129 - Fuel tank</b>	Pass
<b>130 - Fuel lines</b>	Pass
<b>131 - Tank fixings</b>	Pass
<b>132 - Evidence of leaks</b>	Pass

### Brakes

<b>133 - Master cylinder security</b>	Pass
<b>134 - Handbrake operation/adjustment</b>	Pass
<b>135 - Servo</b>	Pass
<b>136 - Pipes/connections</b>	Pass
<b>137 - Pedal &amp; rubber/linkage</b>	Pass
<b>138 - Flexible hoses</b>	Pass
<b>139 - Fluid leaks</b>	Pass
<b>140 - Handbrake mechanism</b>	Pass
<b>141 - Brake discs if visible</b>	Pass



## Extensive Post-Purchase Vehicle Inspection

### Tyres/wheels

<b>Wheel type</b>	Alloy
<b>142 - Wheel rims</b>	Pass
<b>143 - Wheel trims</b>	Pass
<b>Run flat tyres?</b>	No
<b>Space saver spare</b>	No
<b>O/S/F tyre make and tread depth</b>	Roadx 195/75/15 8mm
<b>O/S/F tyre condition</b>	Pass
<b>O/S/R tyre make and tread depth</b>	Comforser 195/65/15 8mm
<b>O/S/R tyre condition</b>	Pass
<b>N/S/R tyre make and tread depth</b>	Hablead 195/65/15 4mm
<b>N/S/R tyre Condition</b>	Pass
<b>N/S/F tyre make and tread depth</b>	Roadx 195/75/15 8mm
<b>N/S/F tyre Condition</b>	Pass
<b>Spare tyre make and tread depth</b>	N/A
<b>Spare tyre condition</b>	N/A



## Extensive Post-Purchase Vehicle Inspection

### Road test

<b>Road test distance</b>	2 miles
<b>Speed achieved</b>	40mph
<b>Final drive operation/noise</b>	Pass
<b>Clutch operation</b>	N/A
<b>Engine performance</b>	Pass
<b>142 - Road holding/stability</b>	Pass
<b>143 - Footbrake operation</b>	Pass
<b>144 - Steering effort</b>	Pass
<b>145 - Excess smoke</b>	Pass
<b>146 - Suspension noise</b>	Pass
<b>147 - Warning lights</b>	No
<b>148 - 4X4 operation</b>	N/A
<b>149 - Instrument control/function</b>	Pass
<b>150 - Gearbox operation/noise</b>	Pass
<b>151 - General steering/handling</b>	Pass



## Extensive Post-Purchase Vehicle Inspection

<b>152 - Cooling fan operation</b>	Pass
<b>153 - Engine noise</b>	Pass
<b>154 - Handbrake/parkbrake operation</b>	Pass
<b>155 - Hot re-start</b>	Pass
<b>156 - Overheating evidence</b>	Pass
<b>157 - Auto change/kickdown</b>	Pass
<b>158 - Cruise control</b>	Pass

## Final check

<b>159 - Oil leaks</b>	No
<b>160 - Coolant leaks</b>	No
<b>161 - Uneven tyre wear</b>	No






## Extensive Post-Purchase Vehicle Inspection

### Additional vehicle photographs

#### Exterior/interior photographs



## Extensive Post-Purchase Vehicle Inspection






## Extensive Post-Purchase Vehicle Inspection






## Extensive Post-Purchase Vehicle Inspection





## Extensive Post-Purchase Vehicle Inspection







## Extensive Post-Purchase Vehicle Inspection








## Extensive Post-Purchase Vehicle Inspection






## Extensive Post-Purchase Vehicle Inspection





## Extensive Post-Purchase Vehicle Inspection





## Extensive Post-Purchase Vehicle Inspection

### Inspection comments and advice

#### Advice

It is strongly advised that any defects are investigated and rectified prior to Purchase. These may be costly.

Please note that the advisable items may prove costly to repair, and must be considered prior to purchase.

Engine management warning lights (EML):

Be aware: Defect warning lights may have been cancelled/cleared down, yet may operate indicating a problem, at a later time or in relevant conditions, this is beyond the scope of this inspection and road test.

The underside of this vehicle is fitted with protective guards, which has restricted the inspection of the lower parts of the engine, engine bay, transmission and some areas of the underside of the body.

Radiator units for both air conditioning and engine cooling cannot be fully seen unless parts are removed. Therefore, any accurate assessment of these parts cannot be carried out. Where any corrosion is evident it has to be considered that life expectancy of the units is limited and could fail within any unknown period.

The steering & suspension has been assessed to MOT standard. This allows for a degree of wear and deterioration of components without rendering them unserviceable. The extent of wear is not considered excessive at this juncture and unlikely to attract MOT failure. However, a garage may advise replacement at or before the next service.



## Extensive Post-Purchase Vehicle Inspection


<b>Comments</b>	<b>Air Conditioning:</b> This vehicle has an air conditioning system fitted. This must be used frequently throughout the year including winter months in order to help prevent unit failure and gas leakage. A/C systems require annual servicing. Ensure that this has been carried out in the past. You are advised to have the system serviced prior to purchase if no recent servicing has been undertaken.
	The overall condition of this vehicle is commensurate with the age and recorded mileage.

## Sign Off

<b>Legal</b>	I certify that all accessible categories have been inspected.
<b>Inspected by</b>	
<b>Signature</b>	
<b>Date</b>	15-08-2025

This page is intentionally left blank

# **APPENDIX F**























This page is intentionally left blank



By virtue of paragraph(s) 1, 2 of Part 1 of Schedule 12A  
of the Local Government Act 1972.

Document is Restricted

This page is intentionally left blank

By virtue of paragraph(s) 1, 2 of Part 1 of Schedule 12A  
of the Local Government Act 1972.

Document is Restricted

This page is intentionally left blank

By virtue of paragraph(s) 1, 2 of Part 1 of Schedule 12A  
of the Local Government Act 1972.

Document is Restricted

This page is intentionally left blank

By virtue of paragraph(s) 1, 2 of Part 1 of Schedule 12A  
of the Local Government Act 1972.

Document is Restricted

This page is intentionally left blank



By virtue of paragraph(s) 1, 2 of Part 1 of Schedule 12A  
of the Local Government Act 1972.

Document is Restricted

This page is intentionally left blank

By virtue of paragraph(s) 1, 2 of Part 1 of Schedule 12A  
of the Local Government Act 1972.

Document is Restricted

This page is intentionally left blank

By virtue of paragraph(s) 1, 2 of Part 1 of Schedule 12A  
of the Local Government Act 1972.

Document is Restricted

This page is intentionally left blank

By virtue of paragraph(s) 1, 2 of Part 1 of Schedule 12A  
of the Local Government Act 1972.

Document is Restricted

This page is intentionally left blank



By virtue of paragraph(s) 1, 2 of Part 1 of Schedule 12A  
of the Local Government Act 1972.

Document is Restricted

This page is intentionally left blank

By virtue of paragraph(s) 1, 2 of Part 1 of Schedule 12A  
of the Local Government Act 1972.

Document is Restricted

This page is intentionally left blank

By virtue of paragraph(s) 1, 2 of Part 1 of Schedule 12A  
of the Local Government Act 1972.

Document is Restricted

This page is intentionally left blank

By virtue of paragraph(s) 1, 2 of Part 1 of Schedule 12A  
of the Local Government Act 1972.

Document is Restricted

This page is intentionally left blank



By virtue of paragraph(s) 1, 2 of Part 1 of Schedule 12A  
of the Local Government Act 1972.

Document is Restricted

This page is intentionally left blank

By virtue of paragraph(s) 1, 2 of Part 1 of Schedule 12A  
of the Local Government Act 1972.

Document is Restricted

This page is intentionally left blank

By virtue of paragraph(s) 1, 2 of Part 1 of Schedule 12A  
of the Local Government Act 1972.

Document is Restricted

This page is intentionally left blank

By virtue of paragraph(s) 1, 2 of Part 1 of Schedule 12A  
of the Local Government Act 1972.

Document is Restricted

This page is intentionally left blank



By virtue of paragraph(s) 1, 2 of Part 1 of Schedule 12A  
of the Local Government Act 1972.

Document is Restricted

This page is intentionally left blank

By virtue of paragraph(s) 1, 2 of Part 1 of Schedule 12A  
of the Local Government Act 1972.

Document is Restricted

This page is intentionally left blank

By virtue of paragraph(s) 1, 2 of Part 1 of Schedule 12A  
of the Local Government Act 1972.

Document is Restricted

This page is intentionally left blank

By virtue of paragraph(s) 1, 2 of Part 1 of Schedule 12A  
of the Local Government Act 1972.

Document is Restricted

This page is intentionally left blank



By virtue of paragraph(s) 1, 2 of Part 1 of Schedule 12A  
of the Local Government Act 1972.

Document is Restricted

This page is intentionally left blank

By virtue of paragraph(s) 1, 2 of Part 1 of Schedule 12A  
of the Local Government Act 1972.

Document is Restricted

This page is intentionally left blank

By virtue of paragraph(s) 1, 2 of Part 1 of Schedule 12A  
of the Local Government Act 1972.

Document is Restricted

This page is intentionally left blank

By virtue of paragraph(s) 1, 2 of Part 1 of Schedule 12A  
of the Local Government Act 1972.

Document is Restricted

This page is intentionally left blank